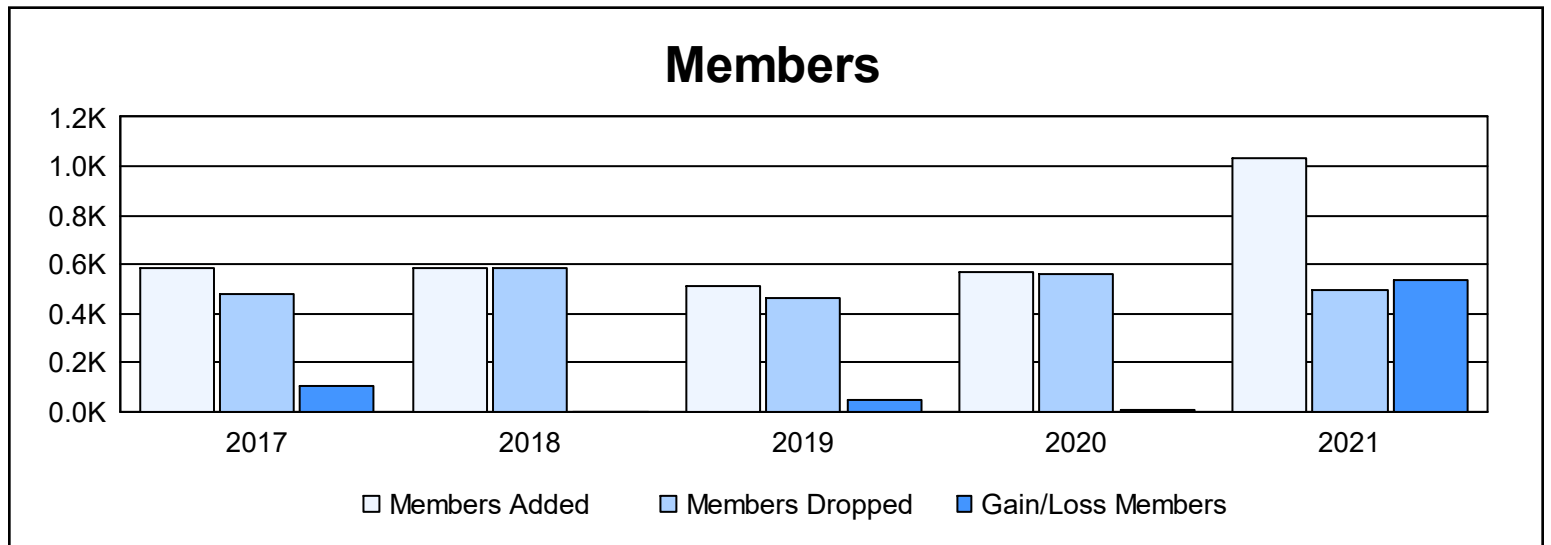
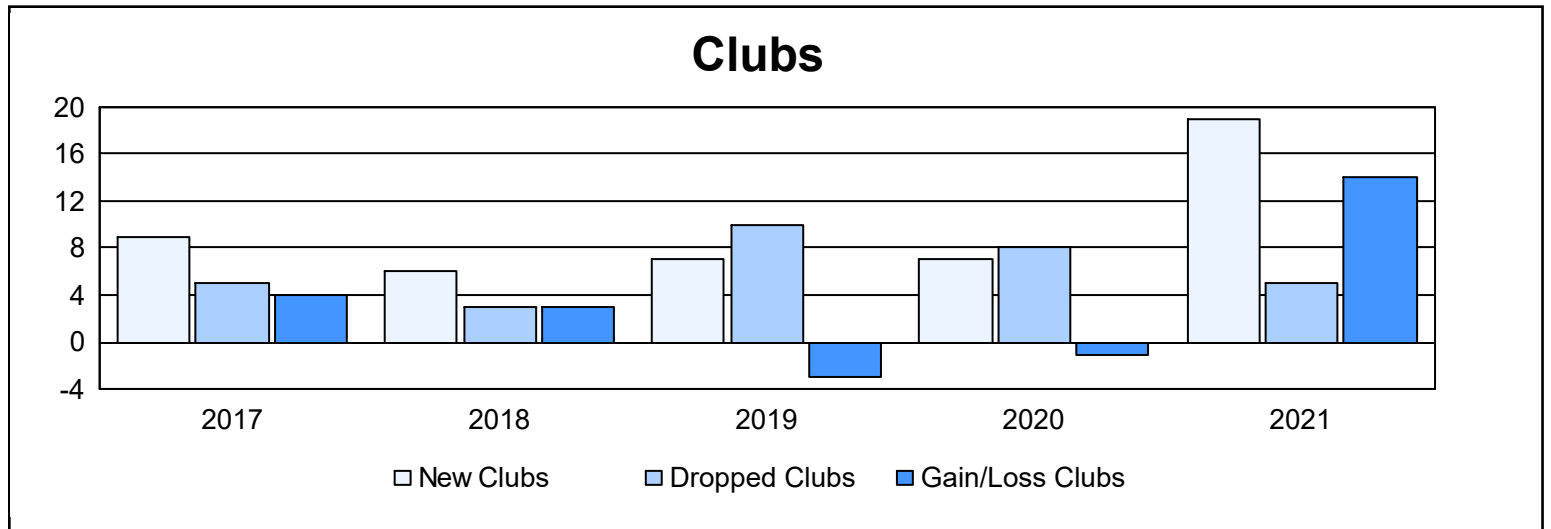
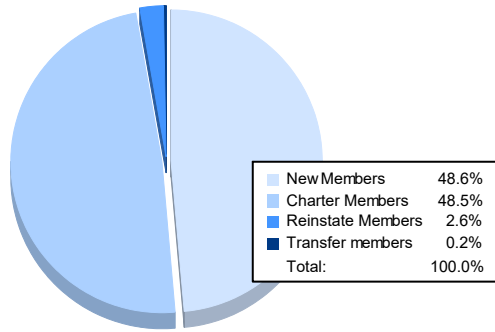


Year	New Clubs	Dropped Clubs	Gain/ Loss Clubs	New Members	Charter Members	Reinstate Members	Transfer Members	Total Member Added	Total Members Dropped	Gain/ Loss Members
2016-2017	9	5	4	367	195	16	8	586	482	104
2017-2018	6	3	3	390	155	36	4	585	584	1
2018-2019	7	10	-3	316	175	14	5	510	460	50
2019-2020	7	8	-1	232	264	66	6	568	558	10
2020-2021	19	5	14	503	502	27	2	1,034	495	539
<b>Average</b>	<b>10</b>	<b>6</b>	<b>3</b>	<b>362</b>	<b>258</b>	<b>32</b>	<b>5</b>	<b>657</b>	<b>516</b>	<b>141</b>



### Membership Composition June 2021 Cumulative



### Gender Composition June 2021 Cumulative

